

RIP Software with Everything You Need to Start Printing on Your New Wide Format Printer

ONYX RIPCenter™ software provides the control and simplicity needed to get started in wide format print production and achieve consistent high quality output at an affordable price. The versatile tools in ONYX RIPCenter software make it easy to prepare jobs and create sellable prints faster.

Simple


- Automate repetitive tasks with tools for print-only or print & cut applications
- Easy-to-use calibration tools to maintain consistent print quality
- Streamline job preparation, reduce errors and minimize material waste with ONYX Quick Sets

Innovative

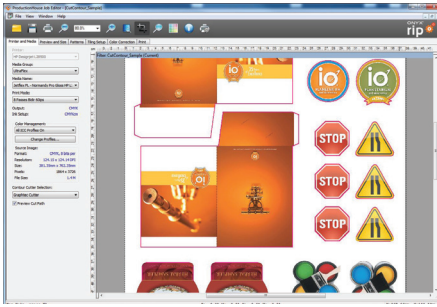
- Color managed previews provide confidence in accurate, final output before printing
- Track key customer and job information throughout the workflow with Job Ticketing
- Produce vibrant color with software driven by ONYX Color, the proprietary color engine, from Onyx Graphics

Proven

- Support for hundreds of wide format printers and cutting devices
- Easily train new employees with an intuitive user interface designed for your workflow
- ONYX RIPCenter software grows with your business, making it the ideal solution for new print shops



KEY FEATURES



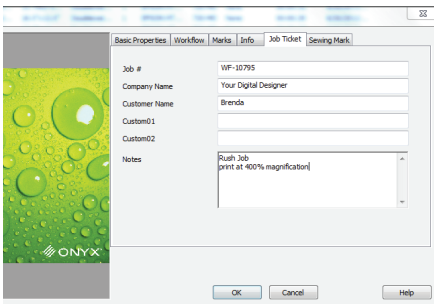
Print & Cut Workflow

- A fully integrated print & cut workflow, supports hundreds of devices and combinations for your unique applications
- Preview cut paths, before submitting images to production, to enhance confidence in final output
- Eliminate the additional printing step and import jobs directly into the CUT-Server module with cut-only workflow



Quick Startup

- Open and print your first file in minutes with intuitive functions
- View active, upcoming and previously printed files within a single job queue
- Access on-line videos and training through ONYX TV and onyxgfx.com



Job Preparation

- Easily modify jobs, without switching applications, with access to Job Properties from RIPQueue
- Quickly reference job information and customer data with Job Ticketing
- Simplify your workflow and minimize user decisions with ONYX Quick Sets

Features

- New Cut Path Previewing in Job Editor and RIP-Queue
- New Cut-Only workflow – Now go from design directly to CUT-Server
- Preview and size change in job properties
- Mirror image controls in Job Properties and Quick Sets
- Easily crop and size in Job Editor
- Automation of "Reflect at Print Time" via Quick Set and Nesting
- Ability to rearrange order of RIP-Queue job columns
- Color managed nesting previews
- Rotate jobs immediately when opening files
- Rotate jobs directly in RIP-Queue
- Job and key word search tool
- Disproportionate scaling
- Integrated job ticketing

RIPCenter Textile Edition

- Step & Repeat
- Colorways
- Color Swatch Books

Recommended System Requirements

Operation System	Windows® 8 Professional, Enterprise, and Ultimate, 32-bit or 64-bit / Windows® 7 Professional, Enterprise, and Ultimate, 32-bit or 64-bit / Windows® Vista Business or Enterprise 32-bit or 64-bit with the latest service pack
CPU	Intel® Core™ 2 Duo or AMD Phenom® II AMD Phenom, Athlon X2, Athlon 64 / Opteron 2+ GHz (Dual-core CPUs or two single-core CPUs are needed when multiple RIPs are used)
RAM	2 GB RAM per CPU
Hard Drive	1 dedicated system drive 1 dedicated drive for ONYX RIP Products (250+ GB free space)
Network Connectivity	Gigabit ethernet for TCP/IP printers
Additional Hard Drive	1 dedicated system drive 1 dedicated drive for ONYX RIP Products (250+ GB free space)